










# February 2016

## Mrs. Mondelli and Mrs. Connelly's JK/SK Class



Sun	Mon	Tue	Wed	Thu	Fri	Sat
Letter of the Week: Nn	1 P.A. Day (No School for Students)	2- Day 1  LOD- Marcus LIBRARY Groundhog day Pasta Day- Bring bowl & spoon	3- Day 2 LOD- Aidan T.	4- Day 3 LOD- Danielle GYM POPCORN-\$1.00	5- Day 4 LOD- Aiden D. Computer	6  SAVE YOUR NATURE
7 Letter of the Week: Gg	8- Day 5 LOD- Jayden S. Happy Chinese New Year Gym 	9- Day 1 LOD- Matthew LIBRARY	10- Day 2 LOD- Anabelle	11- Day 3 LOD- Savannah GYM POPCORN-\$1.00	12- Day 4 LOD- Logan H. Groove dance <u>Scholastic Order Due</u> 	13 What's important is that children have an opportunity to bond with the natural world, to learn to love it and feel comfortable in
14 Letter of the Week: Jj 	15 Family Day (Enjoy your day together!!) 	16- Day 5 LOD- Avery GYM	17- Day 1 LOD- Ryene Dental Screening LIBRARY	18- Day 2 LOD- Valerie POPCORN-\$1.00	19- Day 3 LOD- Gwyneth GYM <u>Report Cards Go Home</u>	20 it, before being asked to heal its wounds... If we want children to flourish, to become truly empowered, let us allow them to love the earth before we ask them to save it.  David Sobel, American education writer
21 Letter of the Week: Qq	22- Day 4 LOD- Blake Computer	23- Day 5 LOD- James SK's ONLY to see Aladdin Play in the A.M.	24- Day 1 LOD- Abigail LIBRARY	25- Day 2 LOD- Bradly POPCORN-\$1.00  <u>HOTDOG LUNCH</u>	26- Day 3 LOD- Logan R. GYM	27
28 Letter of the Week: Yy	29- Day 4 LOD- Julia Computer	<u>Please Note:</u> During the entire month of February, students are continuing to share a winter activity, along with their completed 5W sharing sheet. Please see below for next month's sharing expectation. Thank you.				<u>March LOD</u> March 1st- Felix March 2nd- Kyle March 3rd- Csenge March 4th- Kate

**New LOD Sharing:** Starting with Felix on March 1st, students are asked to bring in something that they have made. It could be a craft, scrapbook, painting, sculpture etc.. They should be able to name the materials they used and explain how it was made. Try using the words first, second, next, then when explaining the steps involved in making the craft. We look forward to seeing their wonderful creations! **PLEASE TURN OVER FOR MORE INFORMATION**

